

# MGE Galaxy 3500

10/15/20/30/40 kVA

Performance power protection for critical applications.



10/15/20/30/40 kVA compact three-phase power protection with excellent efficiency and optimized footprint particularly adapted for demanding industrial environments.

- Double conversion online topology
- Compact and robust design
- Best-in-class efficiency (96 percent)
- Parallel capability
- Network manageability
- IP51 for industrial environments
- Available in 3:3 and 3:1 versions

# Features and benefits

## Performance power protection with best-in-class efficiency for technical facilities and industrial applications.

The MGE Galaxy™ 3500 offers a new way for electrical contractors and facility managers to achieve reliable and cost-effective protection for mission-critical applications. A modular design with factory-installed hot swappable batteries and electronics reduces installation time and makes the MGE Galaxy 3500 easy to deploy and maintain. The product features an excellent 96 percent (TUV certified) efficiency resulting in reduced total cost of ownership and annual customer savings. The MGE Galaxy 3500 ships with dual mains input and a built-in maintenance bypass switch increasing system availability. The environmental monitoring card is supplied with the product, as well as a start-up service to ensure the right configuration from the start. And for demanding industrial environments, reliability features include IP51 protection, standard two millimeter thick steel plate enclosure, and user-replaceable air filters.

## Galaxy 3500

### Availability

- Dual mains input
- Automatic internal bypass
- Hot-swappable batteries
- Modular power module
- Generator compatible
- Parallel capability: up to four units for capacity and redundancy on the 3:3 version; up to two units for redundancy on the 3:1 version

### Serviceability

- Manual maintenance bypass
- User-replaceable air filters
- Battery replacement without tools
- Front-access servicing

### Economy

- Input power factor correction
- Temperature-compensated battery charging
- Efficiency: up to 96 percent

### Simplified installation

- Wiring connections
- Busbar connections
- Wheels

### Approvals

- Designed and built according to ANSI and IEEE® standards
- TUV approved

### Manageability

- Built-in Web/SNMP management and environmental monitoring
- LCD display
- Audible alarms

### Options

- High performance battery module -SYBTH4 (for use with the 0 minute UPS configuration)
- Up to four external runtime frames with batteries
- Parallel maintenance bypass panel – wall mount
- Single-unit maintenance bypass – wall mount
- Empty frame for third party transformers
- Empty battery frame for batteries – floor mount
- Baying kits for wide and narrow form factors to XR frames

### Typical applications

- Commercial buildings: shop floors, hotels, and convention centers
- Transportation and infrastructures
- Pharmaceutical and chemical plants
- Semiconductor plants
- Food and beverage plants
- Other industrial facilities and process plants

### Support and service

- Start-up included
- Worldwide support and after-sales services

### Four units in parallel (3:3 version)



# Features that make the difference

## Reduced total cost of ownership

- **Up to 96 percent efficiency**  
Minimizes energy loss and operating costs over time.
- **Optimized footprint**  
Allows for a wide range of uses in electrical rooms and up to 60 percent space saving.
- **Reduced electrical infrastructure rating**  
Reduces cost for wiring, transformers, and generators.
- **Input power factor correction**  
Reduces installation costs.


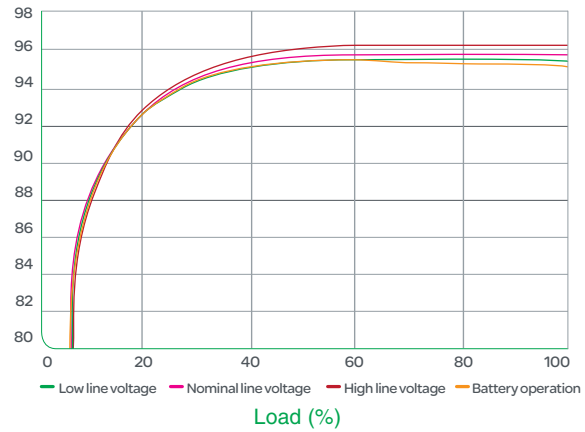
## Rugged industrial environments

- **Sturdy enclosure**  
2 mm heavy gate steel front cover and frame design.
- **Easily replaceable air filters**  
Prevent dust and debris from affecting UPS performance (arrestance value of 80 percent as per ASHRAE™ 52.1).
- **IP51**  
Ruggedized enclosure with drip shield and dust protection that prevents liquids and dirt particles from entering the UPS.
- **Floor anchoring**  
Prevents the UPS from tilting.
- **Wheels**  
Allows the UPS to be easily rolled into place.


## Optional auxiliaries

- **External runtime frame with batteries**  
Adds additional runtime configuration with or without breaker.
- **Single or parallel-unit bypass panel, wall mounted**  
Provides space savings and turnkey solution for parallel configurations.
- **Communication cards**  
Network management card supplied with the product; optional cards available for additional features.

Galaxy 3500 30 kVA efficiency (%)



User-replaceable air filters



IP51 enclosure



Communication cards



Maintenance bypass

# Technical specifications: 3:1 and 3:3

Rated power (kVA/kW)	10/8 (3:3 only)	15/12	20/16	30/24	40/32
<b>Normal AC supply input</b>					
Input voltage (V)	380/400/415 V (three-phase + neutral)				
Frequency (Hz)	Synchronized to mains				
Input power factor	>0.98 at load >50%				
THDI	<5% at full load				
Input voltage tolerance utility operation	304 V to 477 V at full load, 200 V to 477 V at half load (for 400 V)				
Dual mains input	Yes				
Input voltage tolerance bypass	±10% standard ±4, 6, 8, 10% (programmable)				
Backfeed protection	Built-in backfeed contactor				
<b>Output</b>					
Nominal output voltage (V)	<b>3:1</b> (220/230/240 V)				
	<b>3:3</b> (380/400/415 V) three-phase + neutral				
Efficiency at full load (AC-AC at nominal mains)	94.5%	95.8%	95.5%	95.8%	96.0%
Efficiency at 50% load (AC-AC at nominal mains)	94.7%	95.3%	95.7%	95.5%	95.5%
DC-AC nominal battery voltage	94.1%	95.1%	94.9%	95.2%	95.0%
Load power factor	0.5 leading to 0.5 lagging				
Output frequency	Mains synchronized in normal operation 50Hz ± 0.05% free-running				
Overload capacity utility operation	125% for 10 minutes, 150% for 60 seconds				
Overload battery utility operation	150% for 60 seconds				
V THD	<2% from 0 to 100% linear load, <3.5% full non-linear load				
Output voltage tolerance	+/-1% static, +/-5% at 100% load step				
<b>Communication and management</b>					
Communication interface	Network management card with environmental monitor				
Control panel	Power view multifunction LCD, status, and control console				
Emergency power off (EPO)	Yes				
<b>Dimensions and weights</b>					
Dimensions (HxWxD) narrow tower	1490x352x838 mm				
Dimensions (HxWxD) wide tower	1490x523x838 mm				
Weight (kg) - narrow tower	214 (3:3 only)	402			
Weight (kg) - wide tower	443 (3:3 only)	472	656	662	
<b>Protection</b>					
Surge	IEC61000-4-5				
Thermal, Short circuit	Yes				
<b>Regulatory</b>					
Safety	IEC/ EN62040 1-1				
EMC/EMI/RFI	EN50091-2, IEC 62040-2				
Approvals	ANSI, IEEE				
<b>Environmental</b>					
Operating temperature	0 to 40 degrees C				
Storage temperature	-15 to 45 degrees C				
Relative humidity	0 to 95% non-condensing				
Operating elevation	0 to 1,000 m				
Storage elevation	0 to 15,000 m				
Maximum audible noise at 1 m from unit	<43.3 dBA at <70% load, <51.3dBA at 100% load			<46.2 dBA at <70% load, < 55.0dBA at 100% load	
Protection class	IP51				